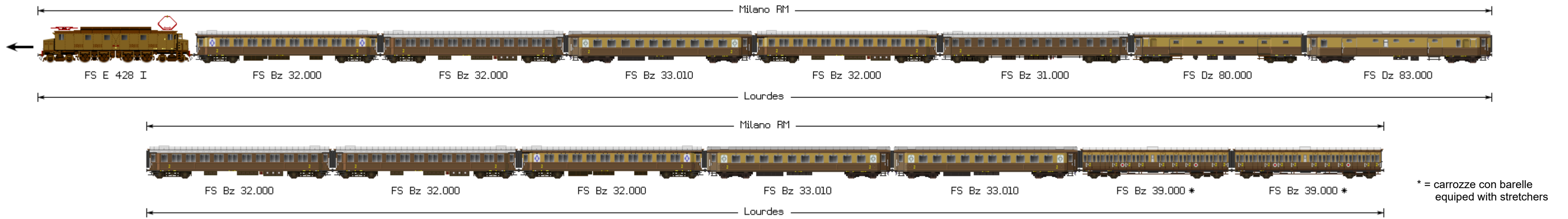


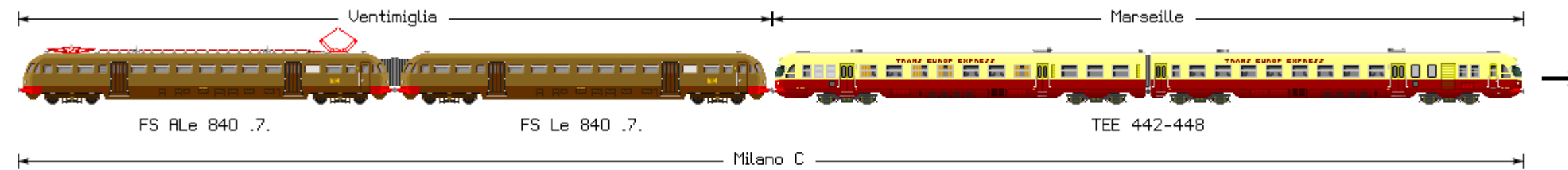
pag. 21

1963 - Treno dei Pellegrini Milano RM - Lourdes *Pilgrim Train to Lourdes*



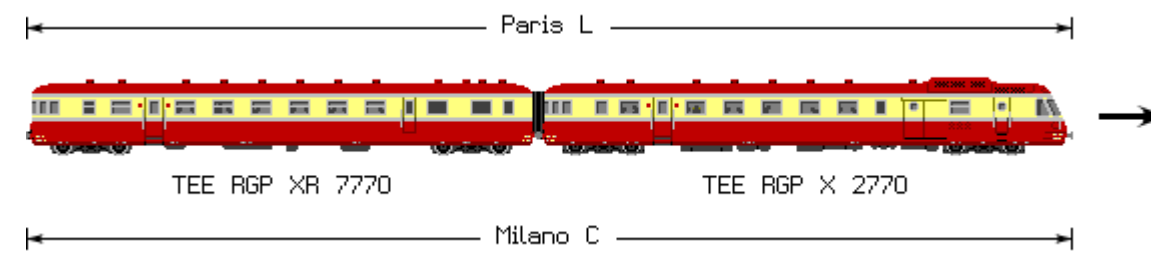
pag. 29

1968 - GM 27 TEE 'Ligure' Genova PP 22.21 - Milano C 0.57



pag. 36

1962 - TEE 631 'Mont Cenis' Paris L 13.10 - Modane 20.25-20.28 - Torino PN 21.52-21.54 - Milano C 23.36

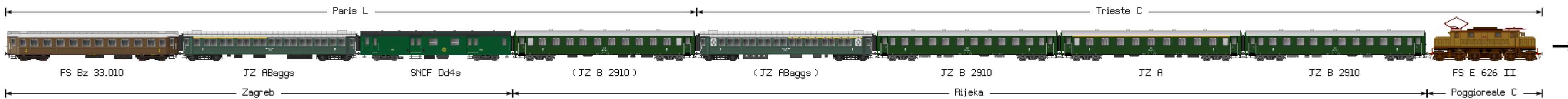


da aggiungere in coda alla pagina
to add in the end of the page

pag.46

1966 - DD SE Domodossola 3.35 - Milano L 5.15-5.30 - Verona PN 6.59-7.12 - Venezia SL 8.42-9.28 -Trieste C 11.36-11.55 - Poggioreale C 12.23

Trieste-Poggioreale C (Opicina)




pag. 160

1962 - DD MS Milano C 15.10 - Bologna C 17.31-17.51 Firenze SMN 19.06-19.18 - Roma TB 23.01-23.20 Napoli C 1.36-1.59 - Villa SG 8.40

Villa SG-Messina [nave traghetto tipo 'SCILLA']

pag. 175

1965 - A 794 Cuneo 15.39 - Saluzzo 16.29-16.34 - Airasca 17.35



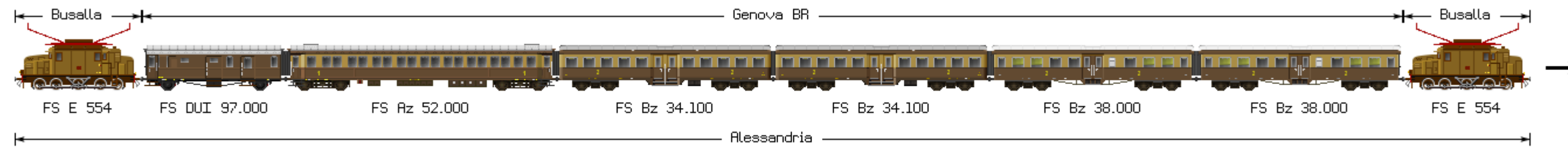
1969 - A 794 Cuneo 15.28 - Saluzzo 16.28-16.35 - Airasca 17.41



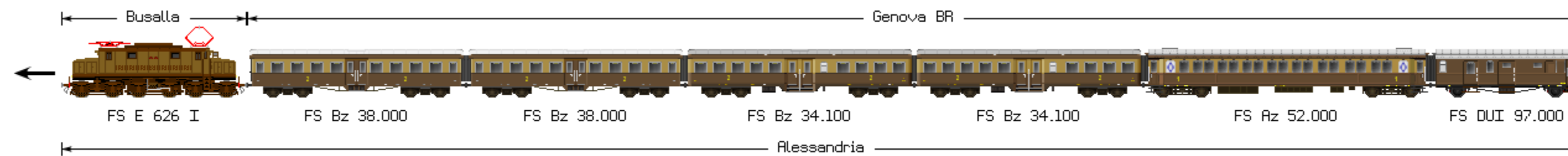
pag. 180

1964 - A 1048 Genova BR 12.36 - Genova SPD 13.01-13.04 - Busalla 13.42 - Ronco 13.52-13.54 - Novi L 14.30-14.36 - Alessandria 15.04

Genova-Busalla



Busalla-Alessandria



pag. 197

1968 - D 572 Padova 5.36 Castelfranco V 5.59-6.02 Belluno 8.08-8.27 Calalzo 10.18



pag. 234

1969 - FCL A 50 Catanzaro L 5.25 - Catanzaro C 5.50

pag. 237

1965 - ATM A 55 F Vimercate 23.33 - Milano pA 0.15

